

### Create a Protectedpdf Document:

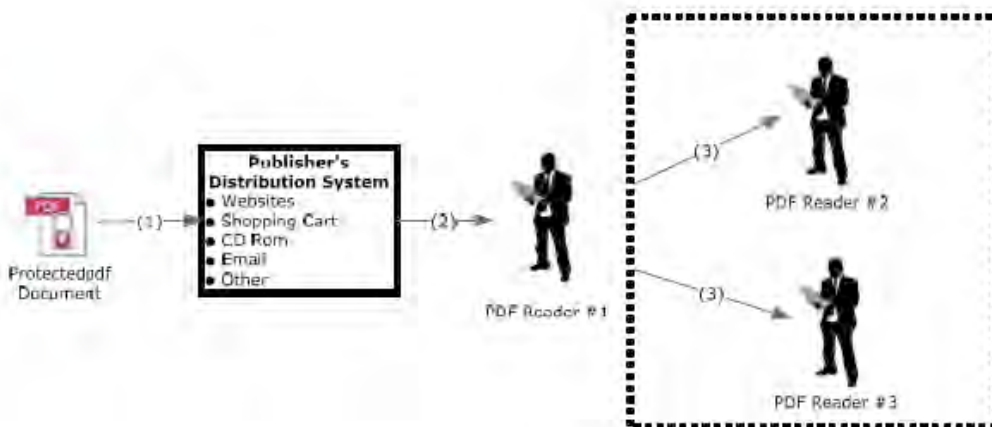


(1) The PDF Content Publisher selects an unprotected PDF document, then:

- i. Uploads the Unprotected PDF to the Protectedpdf Server
- ii. Selects a set of access rights for the PDF document
- iii. Creates an in-document login form
- iv. Decides which pages to protect and which page to place the login form on

(2) The PDF Content Publisher then downloads the Protectedpdf Document from the Protectedpdf Server.

### Distribute a Protectedpdf Document:



(1) The PDF Content Publisher distributes selects a distribution system of their choice.

(2) Using their distribution system, the PDF Content Publisher distributes the Protectedpdf Document to authorized PDF Readers

(3) *If the PDF Content Publisher has granted pass-along readers access rights to the protectedpdf document, then PDF Reader #1 can pass-along the protectedpdf document to PDF Readers #2 and #3.*

Throughout the entire distribution chain, the protected content remains locked, even after the initial reader has accessed the protected document.

### Obtaining Authorized Access Credentials:

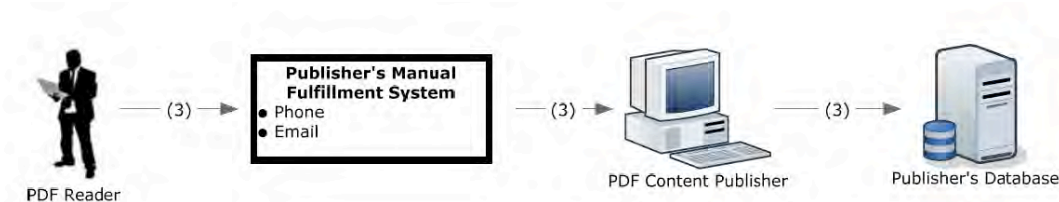


Reader access to the protected content is granted when the PDF Content Publisher provides the Reader with credentials, which can be obtained three ways:

**(1) Fully Automated** - Initiated by the Reader, the Publisher's Automatic Fulfillment System (eg. shopping cart, web registration system), automatically connects with the Publisher's Database to provide authorized credentials to the Reader.



**(2) Batch** - Initiated by the PDF Content Publisher, who pre-authorizes access credentials (stored in the Publisher's Database) via subscription codes or promotional codes. The Publisher's Database then provides the authorized credentials to the reader.



**(3) Manual** - Initiated by the Reader who phones or emails the PDF Content Publisher, who then grants authorized credentials to the Reader via the Publisher's Database.

### Initial Access to Protected Content:



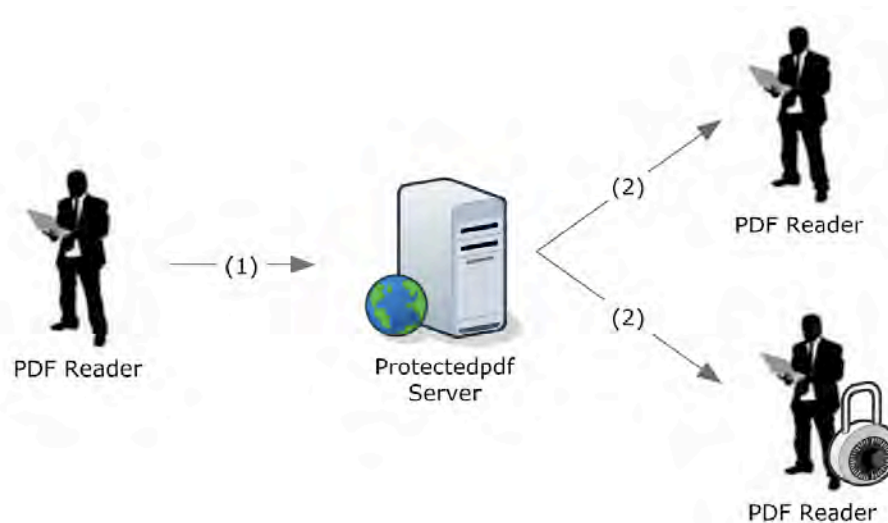
(1) The PDF Reader enters the authorized credentials they have been provided with (through the authorized access process) into the login form within the PDF document. Those credentials are communicated to the Protectedpdf Server.

(2) The Protectedpdf Server communicates with the Publisher's Database to verify that these are authorized credentials.

(3) The Publisher's Database authenticates the credentials and communicates to the Protectedpdf Server that the credentials are authorized.

(4) The Protectedpdf Server unlocks the PDF document and grants access to the PDF Reader to view the content.

### Subsequent Access to Protected Content:



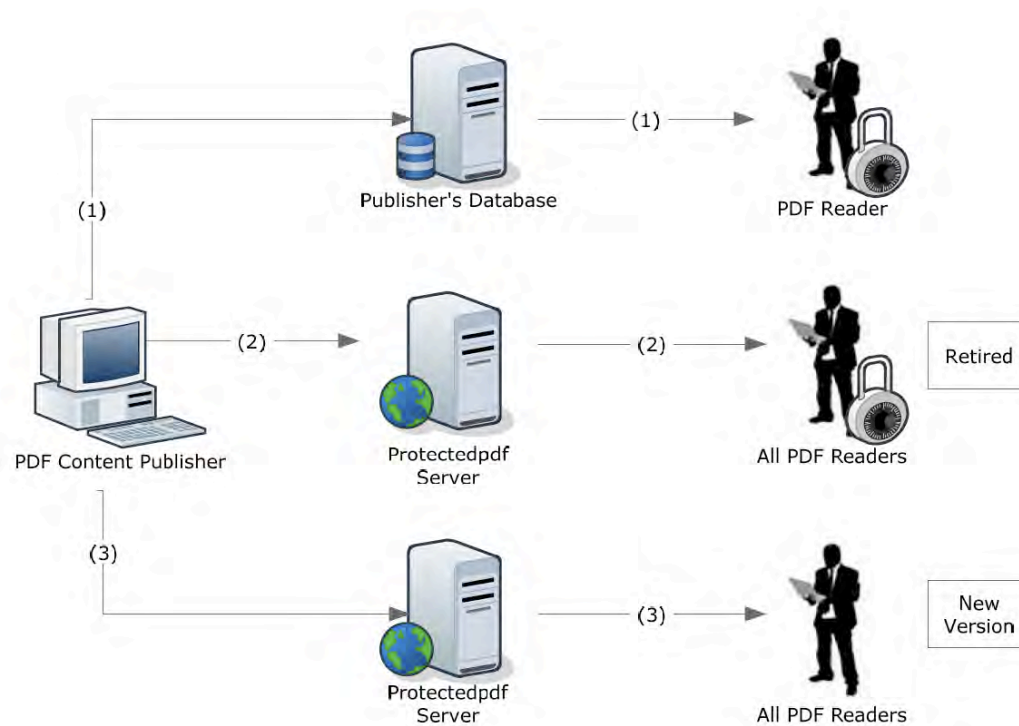
(1) Once the protected content within the protectedpdf document has been opened the first time on the PDF Reader's computer, then the document communicates with the Protectedpdf Server to determine the PDF document's access rights, as granted by the PDF Content Publisher.

(2) If the PDF Content Publisher granted offline access to the document, then it will be automatically accessed and does not require the PDF Reader to re-enter credentials.

(2) If the PDF Content Publisher did not grant offline access to the document, then the PDF Reader will not be granted access to the document again.

## Managing Access Rights to Protectedpdf Document:

Even after the protectedpdf document has been distributed, the PDF Content Publisher can still:



**(1)** Remove individual PDF Reader access by communicating with the Publisher's Database to revoke the Reader's credentials

**(2)** Communicate with the Protectedpdf Server to retire the PDF document and revoke access for all PDF Readers

**(3)** Create a new version of the document in the Protectedpdf Server, thereby retiring the old version and granting access to the new version for all PDF Readers with authorized credentials to the old version.

**Thank-you for contacting  
Vitrium Systems.**

**A Sales Representative will be in contact to  
answer any questions and provide you with  
more information about protectedpdf.**

**For immediate assistance, please call:**

**1-866-403-1500**

**1-604-677-1500**

**Vitrium**systems™